

BENITO

BENITO
-Urban
-Light
-Play
-Covers

— CityLights



BENITO

—CityLights





Cumplimiento de los estándares de eficiencia energética.
Certificaciones y fotometrías realizadas en laboratorios oficiales.

Conforme aux standards d'efficacité énergétique.
Certifications et photométries par des laboratoires officiels.

Energy efficiency standards.
Certifications and certified in official laboratories.



SOCIAL & SOSTENIBLE | SOCIAL & DURABLE | SOCIAL & SUSTAINABLE:

Sistema opcional de luz bajo demanda para ofrecer luz allí donde sea realmente necesario.

Contribución en el uso responsable de la energía.

Proporciona alto ahorro en CO2 tanto en energía como en mantenimiento.

Sin contaminación lumínica gracias a fotometrías precisas (ULOR 0%)

Packaging ultra plano que reduce las emisiones así como los costes de transporte.

En option: système de lumière sur demande pour éclairer les points réellement nécessaires.

Contribution à l'usage responsable de l'énergie.

Economie importante en CO2 aussi bien en énergie comme en entretien.

Pas de pollution lumineuse grâce aux photométries précises (ULOR 0%).

Packaging ultra plat pour réduire les émissions ainsi que les coûts de transport.

Optional smart lighting system. Light-on-demand features to offer light when and where it is really needed.

Contribution to responsible use of energy.

Providing high CO2 savings (energy and maintenance).

No light pollution (ULOR 0%) thanks to precise photometries.

Ultra flat packaging to reduce emissions and transport cost.



Fabricada en inyección de aluminio reciclable.
Sin mantenimiento.

Luminaire en aluminium injecté e recyclé. Sans
maintenance.

Die-cast recyclable aluminium. No maintenance
needed.

Cristal templado con alta resistencia a los impactos (IK09).
Materiales reciclables. Sin mantenimiento.

Luminaire en aluminium injecté et verre trempé de haute
résistance aux impacts (IK09). Les matériaux utilisés sont
recyclés. Sans maintenance.

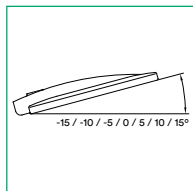
Die-cast aluminium and tempered glass for a high impact
protection level (IK09). Recyclable materials. No maintenance
needed.



SIDE-ENTRY



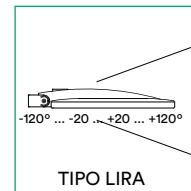
POST-TOP



-15 / -10 / -5 / 0 / 5 / 10 / 15°



TIPO LIRA



-120° ... -20 ... +20 ... +120°

Instalación en lateral o en top. Preciso sistema de inclinación.

Fixation latérale ou en top. Système d'inclinaison précis.

Side-entry and post-top installation. Precise on-site setting in-
clination system.

Fijación tipo lira. Preciso sistema de inclinación.

Fixation tipo lira. Système d'inclinaison précis.


Tipo lira fixation. Precise on-site setting inclination system.



Preparada para incorporar de forma fácil una foto célula o un sistema de Smart Lighting.

Luminaire préparé pour intégrer facilement une cellule photo-électrique ou un système de Smart-Lighting.

NEMA photocell receptacle, ready to be integrated into a Smart Lighting System.



Diseño aerodinámico
Resistente a temperaturas extremas.

Conception aérodynamique
Résistance aux températures extrêmes.


Aerodynamic design
Resist extreme temperatures.



Concepción propia con alta capacidad de disipación para maximizar la vida útil de los componentes. Integración de protección térmica B-Thermal que disminuye la corriente a través de los LEDs en caso de sobre temperatura.

Conception en interne avec une très haute capacité de dissipation pour maximiser le vie utile des composants. Intégration de protection thermique B-Thermal qui diminue le courant au travers des LEDs en cas de surchauffe.

Finless housing with optimized heat dissipation to maximize the lifetime of components. Integrated thermal protection B-Therm with dimming feature in case of overheating.



Tres tamaños disponibles con flujos luminosos desde 1500 hasta 16000 lumens. Seis modelos en número de LEDs y 3 tipos de corrientes programables (350mA, 500mA y 700mA).

Trois tailles disponibles avec des flux lumineux de 1500 à 16000 lumens. 6 modèles de quantité de LEDs et 3 types de courants programmables (350mA, 500mA et 700 mA).

Three sizes with light output from 1500 to 16000 lumens. Various numbers of LEDs and 3 drive currents (350mA, 500mA and 700mA).



Fotometrías avanzadas para permitir largas interdistancias entre columnas con una uniformidad perfecta.

Amplia apertura de haz de luz y grande área de emisión luminosa.

Photométries avancées permettant de grandes interdistances entre les mâts avec une uniformité parfaite.

Large ouverture du faisceau de lumière et surface d'émission lumineuse.

Advanced photometries that allow the spacing between poles to be increased with perfect uniformity.
Wide emission area with wide light distribution.



Eficacia del sistema hasta 121lm/W @350mA.
Temperaturas disponibles en 3000°K y 4000°K.
Índice de reproducción cromática CRI > 70.

Efficacité du système jusqu'à 121 lm/W @350mA.
Températures disponibles de 3000°K et 4000°K.
Indice de reproduction chromatique CRI>70.

High system efficacy up to 121lm/W @350mA.
Choice of colour temperatures: 3000°K and
4000°K. Colour rendering index CRI > 70.

B-flex



Elium incorpora los módulos B-flex. La combinación perfecta entre eficiencia, sostenibilidad, rendimiento, flexibilidad y larga vida útil.

Elium intègre les modules B-flex. Une combinaison parfaite d'efficacité, durabilité, rendement, flexibilité ainsi qu'une vie utile très longue.

Powered by the Benito B-flex LED module. B-flex is the perfect combination of efficiency, sustainability, performance, flexibility and a long service life.



Diseño cut-off y anti deslumbramiento.

Design cut-off et anti-éblouissement.

Cut-off and antiglare design.



Dispositivo de protección SPD para preservar la luminaria de picos de tensión (6kV Basic, 10kV Advance y Premium).

Dispositif de protection SPD pour préserver le luminaire des pics de tension (6kV Basic, 10kV Advance et Premium).

Surge protection to preserve the luminaire from voltage spikes (6kV Basic, 10kV Advance and Premium).



Elium M



Es

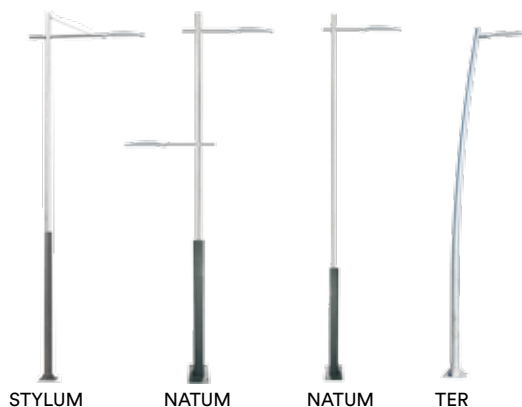
Diseño aerodinámico.
Excelente disipación térmica.
Disipación pasiva sin aletas.
Mínima superficie de resistencia al aire.
Diseño con antideslumbramiento.
Libre mantenimiento.
Packaging extra plano para reducir los costes de transporte.
Fijación en tubo de Ø 60mm tanto en Top como en Lateral.
Posibilidad de inclinación de -15°, -10°, -5°, 0°, 5°, 10° y 15°.
Acabados del cuerpo en gris RAL 9006.
Otros colores bajo demanda.

Fr

Design aérodynamique.
Excellente dissipation thermique.
Dissipation passive sans ailettes.
Surface minimale de résistance à l'air.
Design anti-éblouissement.
Sans maintenance.
Packaging extra plat afin de réduire le coût de transport.
Fixation au tube de Ø 60mm aussi bien en top que latérale.
Possibilité d'inclinaison de -15°, -10°, -5°, 0°, 5°, 10° y 15°.
Finition du corps en coloris gris RAL 9006.
Autres couleurs sur demande.

En

Aerodynamic design.
Excellent thermal management.
Finless heat dissipation housing
Minimum air resistance.
Cut-off and antiglare design.
Maintenance free.
Extra slim packaging to reduce transportation costs.
Ø 60 mm, post-top, lateral mount.
May be tilted -15°, -10°, -5°, 0°, 5°, 10° y 15°.
Colour: grey RAL 9006.
Other colour available under demand.



STYLUM

NATUM

NATUM

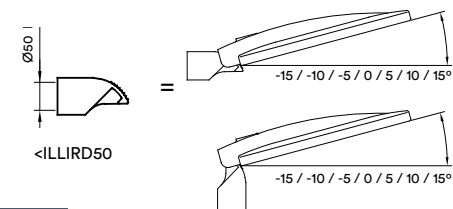
TER



REFERENCE	N° LEDs	@700mA				@500mA				@350mA				Input [V]	Life Time [h]	T1	T2	T3	T4	T5	T9		
		POut [W]	Pln [W]	φ [lm]	η _l [lm/W]	POut [W]	Pln [W]	φ [lm]	η _l [lm/W]	POut [W]	Pln [W]	φ [lm]	η _l [lm/W]										
ILLI040[]30	40	80	88	10296	117	56	62	7812	126	40	43	5590	130	220-240V 50/60Hz	100.000	✓							PREMIUM
ILLI048[]30	48	96	106	12402	117	67	75	9450	126	47	52	6760	130	220-240V 50/60Hz	100.000	✓				✓			
ILLI064[]30	64	128	136	15912	117	90	100	12600	126	63	70	9100	130	220-240V 50/60Hz	100.000	✓				✓			
ILLI040[]20	40	80	88	10296	117	56	62	7812	126	40	43	5590	130	220-240V 50/60Hz	100.000	✓							ADVANCE
ILLI048[]20	48	96	106	12402	117	67	75	9450	126	47	52	6760	130	220-240V 50/60Hz	100.000	✓				✓			
ILLI064[]20	64	128	136	15912	117	90	100	12600	126	63	70	9100	130	220-240V 50/60Hz	100.000	✓				✓			
ILLI040[]10	40	80	88	10296	117									220-240V 50/60Hz	50.000	✓						BASIC	
ILLI048[]10	48	96	106	12402	117									220-240V 50/60Hz	50.000	✓				✓			
ILLI064[]10	64	128	136	15912	117									220-240V 50/60Hz	50.000	✓				✓			

[411] 4000°K T1 Class I, [412] 4000°K T1 Class II, [431] 4000°K T3 Class I, [432] 4000°K T3 Class II, [491] 4000°K T9 Class I, [492] 4000°K T9 Class II
 [311] 3000°K T1 Class I, [312] 3000°K T1 Class II, [331] 3000°K T3 Class I, [332] 3000°K T3 Class II, [391] 3000°K T9 Class I, [392] 3000°K T9 Class II
 φ[lm] @ 4000K CRI>70 T3

Opcional | En Option | Optional



Ávenida | Avenue | Avenue



Paso para Peatones | Passage Piéton | Crosswalk



Vía Urbana | Route Urbaine | Street

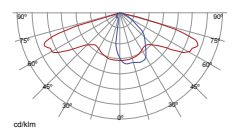


Autopista | Autoroute | Freeway

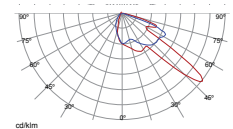


Parking | Stationnement | Parking

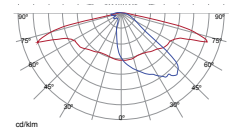
LED T1



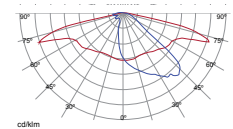
LED T9



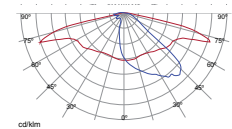
LED T3



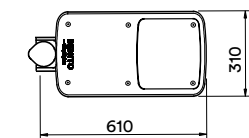
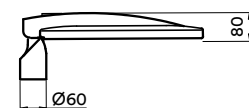
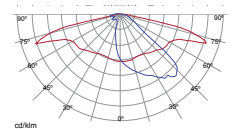
LED T3



LED T3

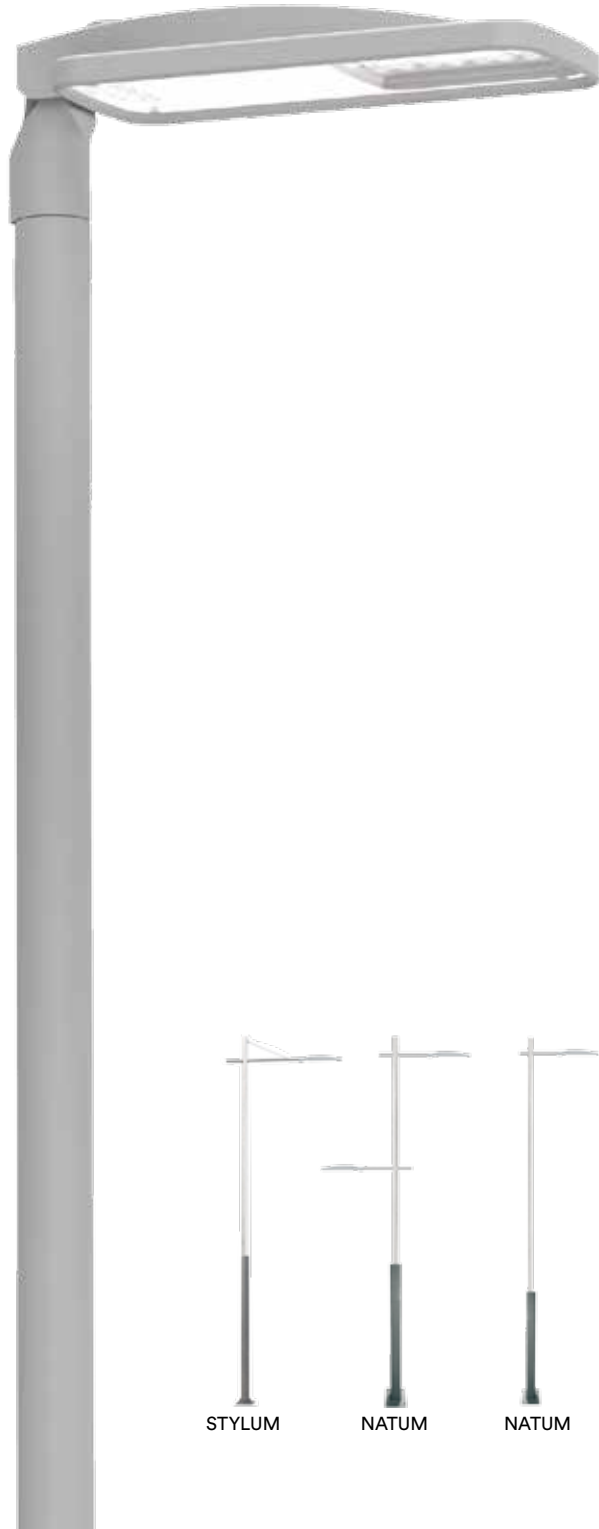


LED T3



48,64 LEDs Cx 0,037 9kg

Elium s



Es


Diseño aerodinámico.
Excelente disipación térmica.
Disipación pasiva sin aletas.
Mínima superficie de resistencia al aire.
Diseño con antideslumbramiento.
Libre mantenimiento.
Packaging extra plano para reducir los costes de transporte.
Fijación en tubo de Ø 60mm tanto en Top como en Lateral.
Posibilidad de inclinación de -15°, -10°, -5°, 0°, 5°, 10° y 15°.
Acabados del cuerpo en gris RAL 9006.
Otros colores bajo demanda.

Fr

Design aérodynamique.
Excellente dissipation thermique.
Dissipation passive sans ailettes.
Surface minimale de résistance à l'air.
Design anti-éblouissement.
Sans maintenance.
Packaging extra plat afin de réduire le coût de transport.
Fixation au tube de Ø 60mm aussi bien en top que latérale.
Possibilité d'inclinaison de -15°, -10°, -5°, 0°, 5°, 10° y 15°.
Finition du corps en coloris gris RAL 9006.
Autres couleurs sur demande.

En

Aerodynamic design.
Excellent thermal management.
Finless heat dissipation housing
Minimum air resistance.
Cut-off and antiglare design.
Maintenance free.
Extra slim packaging to reduce transportation costs.
Ø 60 mm, post-top, lateral mount.
May be tilted -15°, -10°, -5°, 0°, 5°, 10° y 15°.
Colour: grey RAL 9006.
Other colour available under demand.

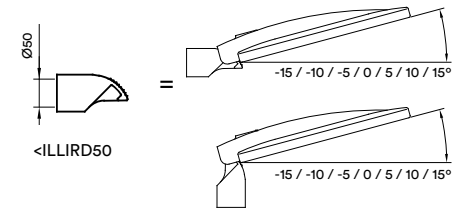


REFERENCE	N° LEDs	@700mA				@500mA				@350mA				Input [V]	Life Time [h]	T1	T2	T3	T4	T5	T9	
		POut [W]	Pln [W]	φ [lm]	η _l [lm/W]	POut [W]	Pln [W]	φ [lm]	η _l [lm/W]	POut [W]	Pln [W]	φ [lm]	η _l [lm/W]									
ILLI012[]30	12	24	27	3159	117	17	19	2394	126	12	13	1690	130	220-240V 50/60Hz	100.000		✓	✓	✓			
ILLI016[]30	16	32	35	4095	117	23	25	3150	126	16	17	2210	130	220-240V 50/60Hz	100.000		✓	✓	✓			
ILLI024[]30	24	48	53	6201	117	34	38	4788	126	23	26	3380	130	220-240V 50/60Hz	100.000			✓				
ILLI032[]30	32	64	71	8307	117	45	50	6300	126	31	35	4550	130	220-240V 50/60Hz	100.000			✓			✓	
ILLI012[]20	12	24	27	3159	117	17	19	2394	126	12	13	1690	130	220-240V 50/60Hz	100.000		✓	✓	✓			
ILLI016[]20	16	32	35	4095	117	23	25	3150	126	16	17	2210	130	220-240V 50/60Hz	100.000		✓	✓	✓			
ILLI024[]20	24	48	53	6201	117	34	38	4788	126	23	26	3380	130	220-240V 50/60Hz	100.000			✓				
ILLI032[]20	32	64	71	8307	117	45	50	6300	126	31	35	4550	130	220-240V 50/60Hz	100.000			✓			✓	
ILLI012[]10	12	24	27	3159	117									220-240V 50/60Hz	50.000		✓	✓	✓			
ILLI016[]10	16	32	35	4095	117									220-240V 50/60Hz	50.000		✓	✓	✓			
ILLI024[]10	24	48	53	6201	117									220-240V 50/60Hz	50.000			✓				
ILLI032[]10	32	64	71	8307	117									220-240V 50/60Hz	50.000			✓			✓	



[411] 4000°K T1 Class I, [412] 4000°K T1 Class II, [421] 4000°K T2 Class I, [422] 4000°K T2 Class II
 [431] 4000°K T3 Class I, [432] 4000°K T3 Class II, [441] 4000°K T4 Class I, [442] 4000°K T4 Class II
 [491] 4000°K T9 Class I, [492] 4000°K T9 Class II
 [311] 3000°K T1 Class I, [312] 3000°K T1 Class II, [321] 3000°K T2 Class I, [322] 3000°K T2 Class II
 [331] 3000°K T3 Class I, [332] 3000°K T3 Class II, [341] 3000°K T4 Class I, [342] 3000°K T4 Class II
 [391] 3000°K T9 Class I, [392] 3000°K T9 Class II
 φ[lm] @ 4000K CRI>70 T3

Optional | En Option | Optional



Paso para Peatones | Passage Piéton | Crosswalk



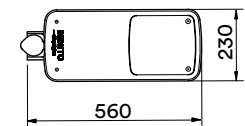
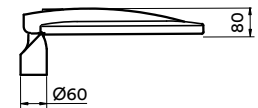
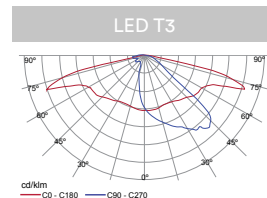
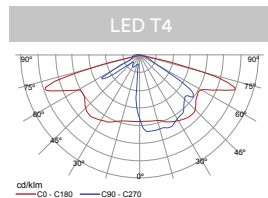
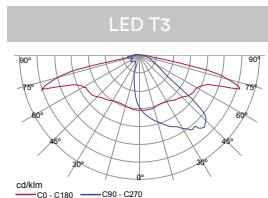
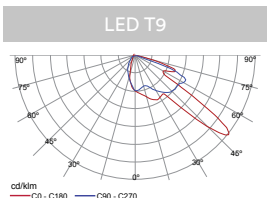
Via Urbana | Route Urbaine | Street



Via Estrecha | Voie étroite | Narrow Way



Parking | Stationnement | Parking



12,16,24,32 LEDs Cx 0,036 7kg

Elium Mini

Es

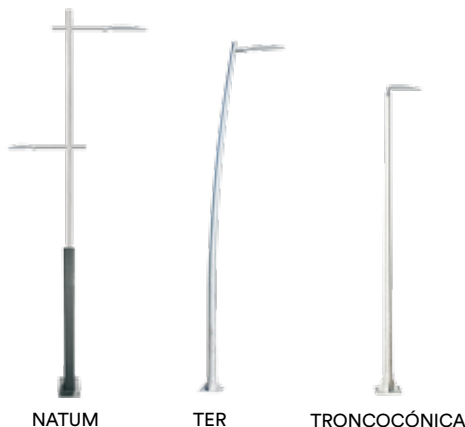
Diseño aerodinámico.
Excelente disipación térmica.
Disipación pasiva sin aletas.
Mínima superficie de resistencia al aire.
Diseño con antideslumbramiento.
Libre mantenimiento.
Packaging extra plano para reducir los costes de transporte.
Fijación en tubo de Ø 42mm en lateral.
Posibilidad de inclinación de -15°, -10°, -5°, 0°, 5°, 10°, 15° con rótula adicional.
Acabados del cuerpo en gris RAL 9006.
Otros colores bajo demanda.

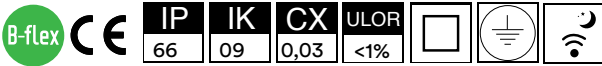
Fr

Design aérodynamique.
Excellente dissipation thermique.
Dissipation passive sans ailettes.
Surface minimale de résistance à l'air.
Design anti-éblouissement.
Sans maintenance.
Packaging extra plat afin de réduire le coût de transport.
Fixation au tube de Ø 42mm en latérale.
Possibilité d'inclinaison de -15°, -10°, -5°, 0°, 5°, 10°, 15°
vec joint à rotule supplémentaire.
Finition du corps en coloris gris RAL 9006.
Autres couleurs sur demande.

En

Aerodynamic design.
Excellent thermal management.
Finless heat dissipation housing.
Minimum air resistance.
Cut-off and antiglare design.
Maintenance free.
Extra slim packaging to reduce transportation costs.
Ø 42 mm, lateral mount.
May be tilted -15°, -10°, -5°, 0°, 5°, 10°, 15° with additional kneecap.
Colour: grey RAL 9006.
Other colour available under demand.

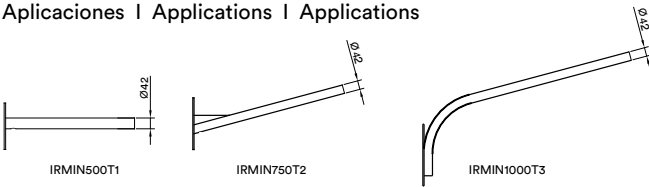




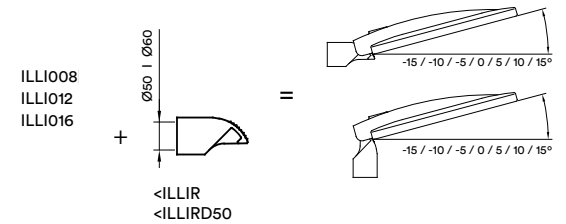
REFERENCE	N° LEDs	@700mA				@500mA				@350mA				Input [V]	Life Time [h]	T1	T2	T3	T4	T5	Category
		POut [W]	Pln [W]	φ [lm]	η _a [lm/W]	POut [W]	Pln [W]	φ [lm]	η _a [lm/W]	POut [W]	Pln [W]	φ [lm]	η _a [lm/W]								
ILLI008[]31	8	16	18	2106	117	11	12	1512	126	8	9	1170	130	220-240V 50/60Hz	100.000	✓	✓	✓			PREMIUM
ILLI012[]31	12	24	27	3159	117	17	19	2394	126	12	13	1690	130	220-240V 50/60Hz	100.000	✓	✓	✓			
ILLI016[]31	16	32	35	4095	117	23	25	3150	126	16	17	2210	130	220-240V 50/60Hz	100.000	✓	✓	✓			
ILLI008[]21	8	16	18	2106	117	11	12	1512	126	8	9	1170	130	220-240V 50/60Hz	100.000	✓	✓	✓			ADVANCE
ILLI012[]21	12	24	27	3159	117	17	19	2394	126	12	13	1690	130	220-240V 50/60Hz	100.000	✓	✓	✓			
ILLI016[]21	16	32	35	4095	117	23	25	3150	126	16	17	2210	130	220-240V 50/60Hz	100.000	✓	✓	✓			
ILLI008[]11	8	16	18	2106	117									220-240V 50/60Hz	50.000	✓	✓	✓			BASIC
ILLI012[]11	12	24	27	3159	117									220-240V 50/60Hz	50.000	✓	✓	✓			
ILLI016[]11	16	32	35	4095	117									220-240V 50/60Hz	50.000	✓	✓	✓			

[421] 4000°K T2 Class I, [422] 4000°K T2 Class II, [431] 4000°K T3 Class I, [432] 4000°K T3 Class II, [441] 4000°K T4 Class I, [442] 4000°K T4 Class II
 [321] 3000°K T2 Class I, [322] 3000°K T2 Class II, [331] 3000°K T3 Class I, [332] 3000°K T3 Class II, [341] 3000°K T4 Class I, [342] 3000°K T4 Class II
 φ[lm] @ 4000K CRI>70 T3

Aplicaciones | Applications | Applications



Opcional | En Option | Optional



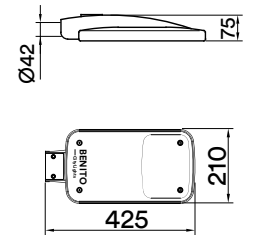
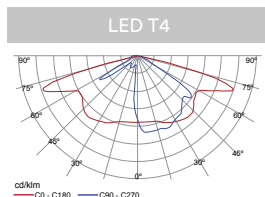
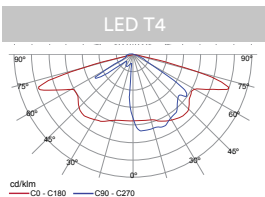
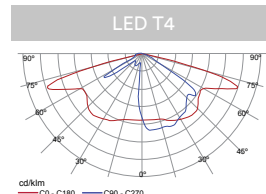
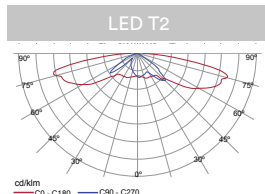
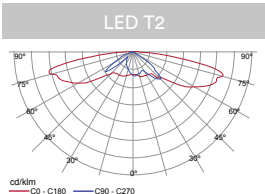
Carril bici | Piste Cyclable | Bike Lane



Vía Residencial | Route Résidentielle | Residential Road



Vía Estrecha | Voie étroite | Narrow Way



8,12,16, LEDs Cx 0,026 4kg

Elium Proyector

Es

Diseño aerodinámico.
Excelente disipación térmica.
Disipación pasiva sin aletas.
Mínima superficie de resistencia al aire.
Diseño con antideslumbramiento.
Dos versiones ópticas disponibles. Simétricas para proyección y asimétricas para aplicaciones viales.
Libre mantenimiento.
Packaging extra plano para reducir los costes de transporte.
Fijación en Lira.
Acabados del cuerpo en gris RAL 9006.
Otros colores bajo demanda.

Fr

Design aérodynamique.
Excellente dissipation thermique.
Dissipation passive sans ailettes.
Surface minimale de résistance à l'air.
Design anti-éblouissement.
Deux versions optiques disponibles. Symétriques pour projection et asymétriques pour voirie.
Sans maintenance.
Packaging extra plat afin de réduire le coût de transport.
Fixation par support d'acier.
Finition du corps en coloris gris RAL 9006.
Autres couleurs sur demande.

En

Aerodynamic design.
Excellent thermal management.
Finless heat dissipation housing.
Minimum air resistance.
Cut-off and antiglare design.
Two optical versions available. Symmetrical for floodlights and asymmetrical for street use.
Maintenance free.
Extra slim packaging to reduce transportation costs.
Steel mounting plate.
Colour: grey RAL 9006.
Other colour available under demand.




CILÍNDRICA

REFERENCE	N° LEDs	@700mA				@500mA				@350mA				Input [V]	Life Time [h]	T1	T2	T3	T4	T5
		P _{Out} [W]	P _{In} [W]	φ [lm]	η _l [lm/W]	P _{Out} [W]	P _{In} [W]	φ [lm]	η _l [lm/W]	P _{Out} [W]	P _{In} [W]	φ [lm]	η _l [lm/W]							
ILLI016[]32	16	32	35	4095	117	23	25	3150	126	16	17	2210	130	220-240V 50/60Hz	100.000			✓	✓	
ILLI032[]32	32	64	71	8307	117	45	50	6300	126	31	35	4550	130	220-240V 50/60Hz	100.000			✓	✓	
ILLI064[]32	64	128	136	15912	117	90	100	12600	126	63	70	9100	130	220-240V 50/60Hz	100.000			✓	✓	
ILLI016[]22	16	32	35	4095	117	23	25	3150	126	16	17	2210	130	220-240V 50/60Hz	100.000			✓	✓	
ILLI032[]22	32	64	71	8307	117	45	50	6300	126	31	35	4550	130	220-240V 50/60Hz	100.000			✓	✓	
ILLI064[]22	64	128	136	15912	117	90	100	12600	126	63	70	9100	130	220-240V 50/60Hz	100.000			✓	✓	
ILLI016[]12	16	32	35	4095	117									220-240V 50/60Hz	50.000			✓	✓	
ILLI032[]12	32	64	71	8307	117									220-240V 50/60Hz	50.000			✓	✓	
ILLI064[]12	64	128	136	15912	117									220-240V 50/60Hz	50.000			✓	✓	



[431] 4000°K T3 Class I, [432] 4000°K T3 Class II, [451] 4000°K T5 Class I, [452] 4000°K T5 Class II
 [331] 3000°K T3 Class I, [332] 3000°K T3 Class II, [351] 3000°K T5 Class I, [352] 4000°K T3 Class II
 φ[lm] @ 4000K CRI>70 T3



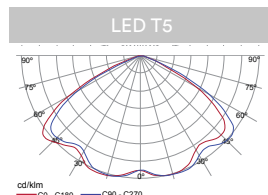
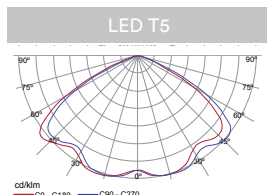
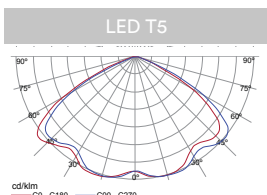
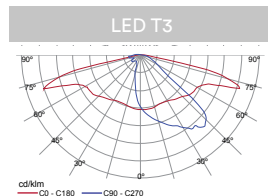
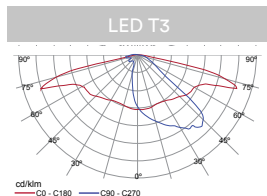
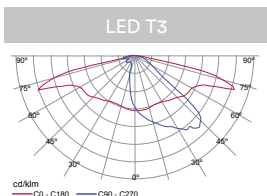
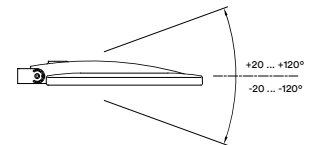
Espacio Grande | Grand Espace | Big Space



Glorieta | Rond-point | Roundabout



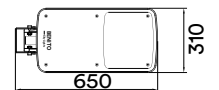
Parking | Stationnement | Parking




16 LEDs Cx 0,026 4kg



32 LEDs Cx 0,036 7kg



64 LEDs Cx 0,037 9kg





BENITO

- Urban
- Light
- Play
- Covers

Lleida 10
08500 Vic Barcelona Spain
T +34 938 521 000
info@benito.com
www.benito.com

EUROPE

France +33 0 468 210 992
Portugal +35 1 308 802 832
Italy +39 02 89 877 711
Romania +40 318 110 991
Poland +48 223 971 508
Russia +7 499 504 28 76

ASIA

China +86 1063 705 530
Dubai +971 566 506 930
India +91 9560 695 254

AMERICA

Argentina +54 1 159 844 113
Chile +56 2 938 20 35
Mexico +52 5 546 319 722
Brazil +55 1 139 570 340
Peru +51 1707 1369
Usa +1 617 778 2947